

# Daily Derivatives & Market Report

dy/dx

## CONTENTS

Pg No.	Particulars
3	Market Summary
4	Nifty Futures – Derivatives Snap
5	Activity in Nifty Options
6	What do Nifty Technicals suggest
	Disclaimer

## Market Summary

Domestic Indices	Close	Points	% Chg
SENSEX	28929.1	27.19	0.09
NIFTY	8927.0	2.70	0.03
MIDCAP	13399.7	-28.59	-0.21
SMLCAP	13620.8	-12.11	-0.09
BSEFMC	8824.4	2.94	0.03
AUTO	21732.4	121.7	0.56
POWER	2169.8	-3.19	-0.15
REALTY	1478.4	-0.99	-0.07
BSE IT	10417.1	11.58	0.11
BANKEKX	23627.6	57.42	0.24
OILGAS	13333.8	-87.89	-0.65
METAL	11630.1	-76.09	-0.65

Currency Futures	Close	Pre. Pts	% Chg
29-Mar-16 EUR-INR	70.69	70.71	-0.03
29-Mar-16 USD-INR	66.86	66.90	-0.04
29-Mar-16 GBP-INR	81.37	81.37	0.00
29-Mar-16 JPY-INR	58.44	58.70	-0.45

Advance/ Decline	Adv	Dec	Un Ch.
NSE	664	967	91
BSE	1188	1611	170

FII/DII Capital Mkt*	Buy	Sell	Net
FII	4304	3817	488
DII	2647	2636	11

\*NOTE: - FII AND DII data figure is provisional

## Market Commentary

Indian benchmarks ended the range bound day of trade on a flat note with positive bias as investors remained cautious ahead of exit polls data for assembly elections in 5 states which will be released later in the day. Actual results will be announced on Saturday, and will help to shape the next two years of Modi's government as it heads for the 2019 general election. Sentiments got some support after Prime Minister Narendra Modi express the hope of reaching a breakthrough on the goods and services tax (GST) bill in the Budget session of Parliament that resumed after a month-long break on Thursday. The government is looking to roll out the new tax regime from July 1. Further, some support also came with the report that Finance Minister Arun Jaitley will chair a high-level meeting with Reserve Bank officials on Friday to address the issue of non-performing assets in the banking sector. The meeting, which will also be attended by Financial Services Secretary Anjuly Chib Duggal, will discuss ways of resolution of stressed assets urgently. However, gains remained capped with the ICRA's report that India's current account deficit is expected to see a 50 per cent rise to \$30 billion in 2017-18 from \$20 billion in the current financial year on higher oil and gold imports.

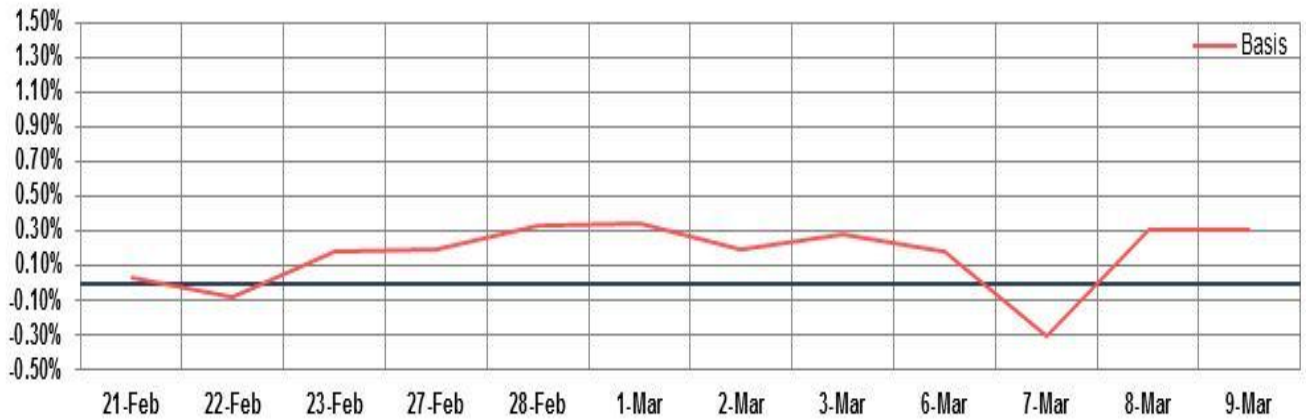
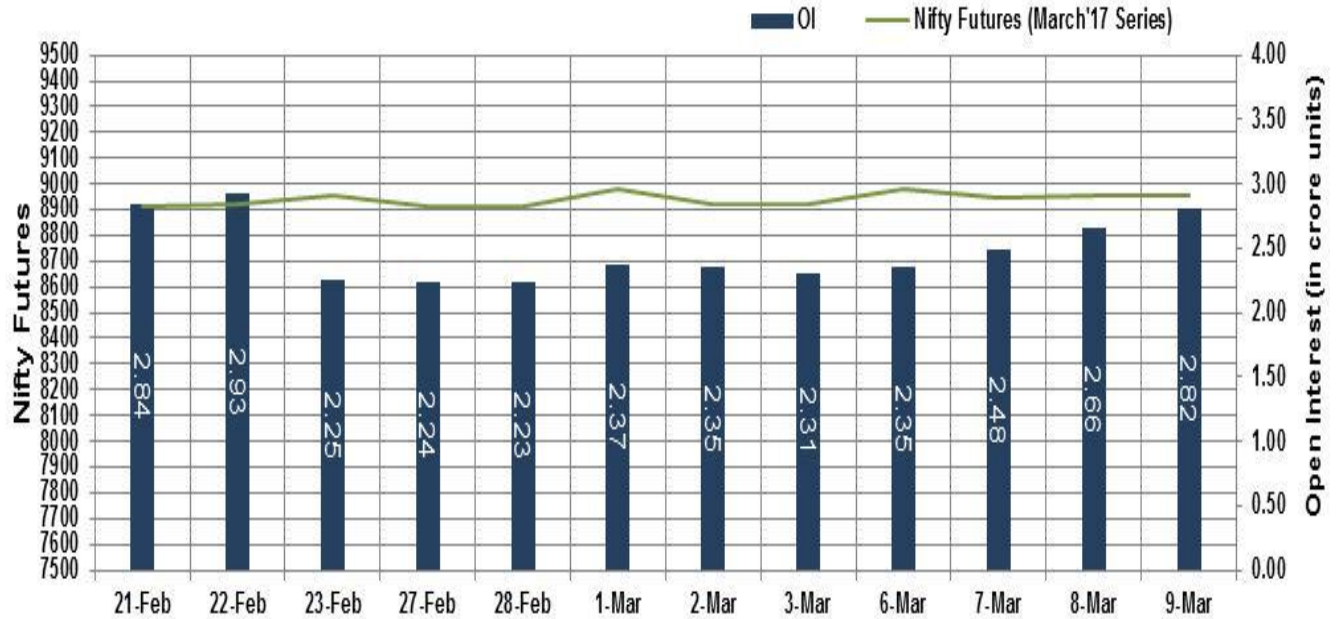
On the global front, Asian equity markets ended mostly in red on Thursday as investors turned nerves after a strong private payroll report from the United States made a rate hike by the Federal Reserve a near certainty.

## Market Turnover & FII Derivative Data

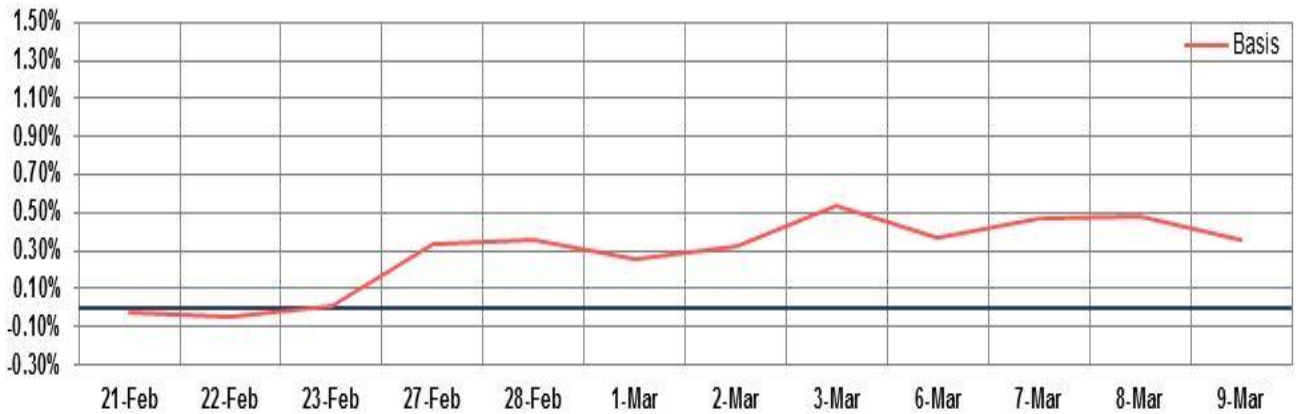
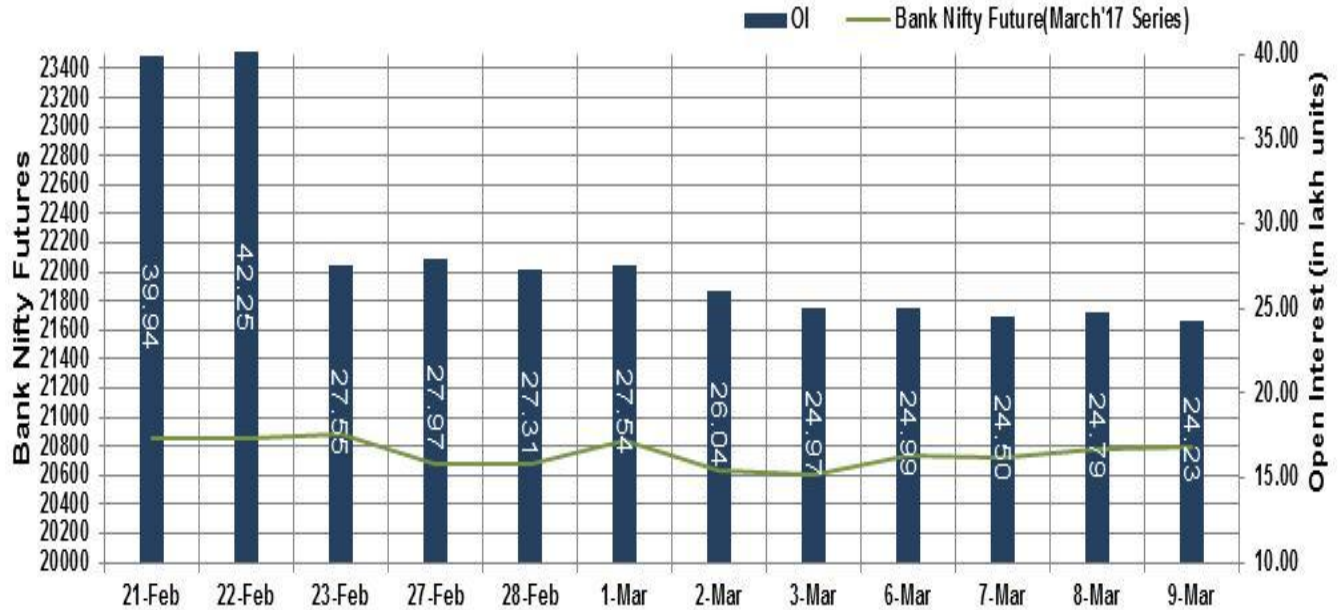
Market TO	Current	Previous	Net%
BSE CASH	54293	5875	824
NSE CASH	19551	22248	(12)
NSE FO	680784	468788	45

FII Derivatives	Buy	Sell	Net
Ind. Futures	919	1536	(617)
Ind. Options	38678	39903	(1224)
Stk. Futures	5949	6475	(525)
Stk. Options	3429	3450	(21)

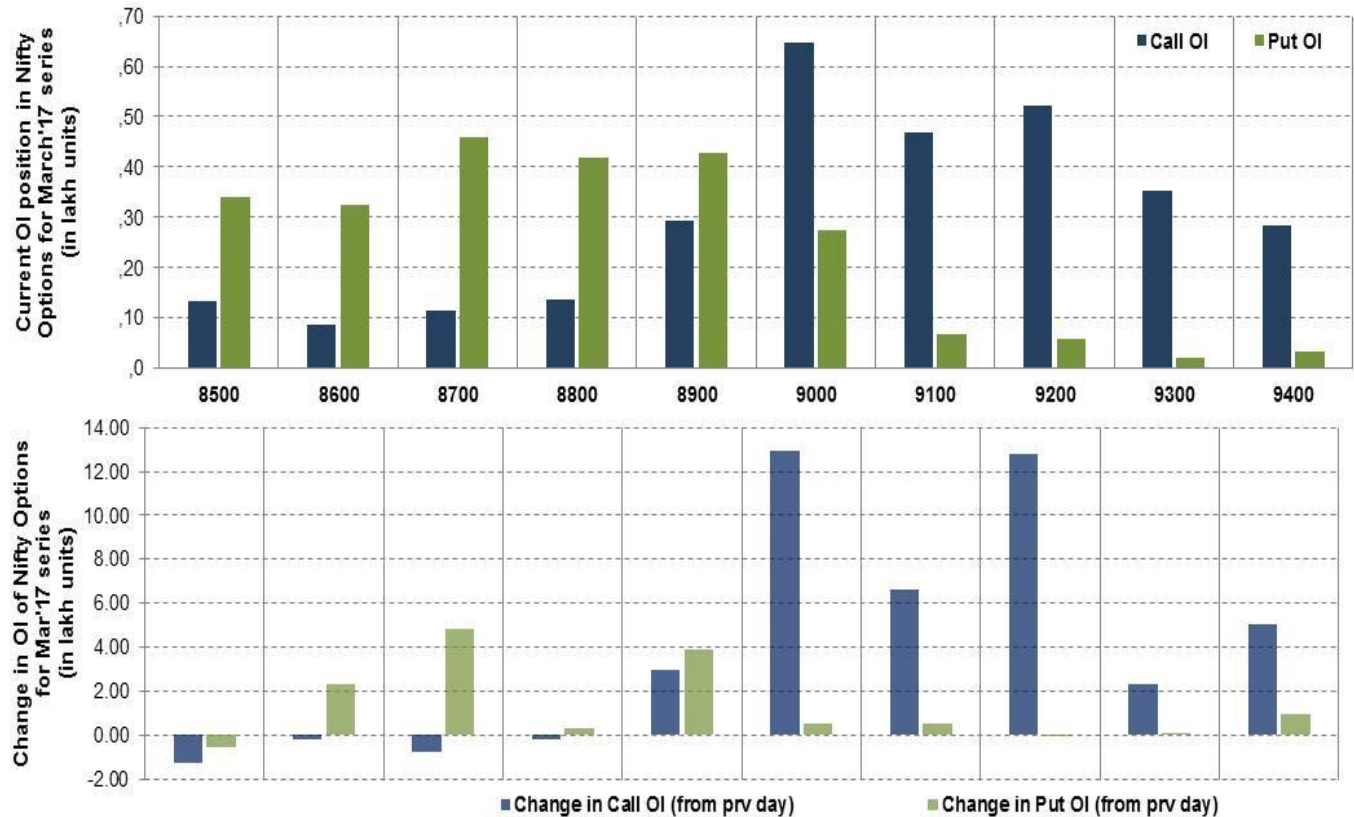
# Nifty Futures



# Bank Nifty Futures



## Nifty Options



Note – Change in OI of Nifty Options refers to change from previous trading day  
 Source-NSE, SIHL Derivatives Research (Institutional Equities)

- Among Nifty calls 9,000 SP from the March month expiry was the most active call with an addition of 1.29 million in open interest.
- Among Nifty puts, 8,700 SP from the March month expiry was the most active put with an addition of 0.48 million open interests.
- The maximum OI outstanding for Calls was at 9,000 SP (6.48mn) and that for Puts was at 8,700 SP (4.61mn).

## Nifty Technicals & Indices Levels



Nifty Cash prices have settled at 8927.0 marginal up by 0.03% from its previous close. On the upper side it has resistance of 9000 and 9050 levels, While lower side it has support of 8900 and 8850 levels. Intraday traders should be cautious and take position accordingly.

Source-Spider, SIHL Research (Institutional Equities)

Pivot	CMP	R2	R1	Pivot	S1	S2
Nifty	<b>8927</b>	8970.4	8948.7	<b>8924</b>	8902.4	8877.8
Sensex	<b>28929</b>	29082.0	29005.6	<b>28910</b>	28833.9	28738.6
Nifty Futures	<b>8955</b>	9013.5	8984.0	<b>8948</b>	8918.8	8883.2
Bank Nifty	<b>20721</b>	20878.2	20799.8	<b>20702</b>	20623.4	20525.5
CNX IT	<b>10725</b>	10788.9	10756.8	<b>10726</b>	10693.6	10662.4

Fresh Longs ↑ Open Interest ↑ Price					
Script	Prev. OI	Cur. OI	% Chg. OI	LTP	Price % Chg
OFSS	251,700	269,400	7.03	3942.85	2.33
CAIRN	24,822,000	25,987,500	4.70	283.70	0.96
INFY	25,343,500	26,123,500	3.08	1011.95	0.16
DISHTV	23,415,000	24,115,000	2.99	103.95	4.26
Short-Covering ↓ Open Interest ↑ Price					
Script	Prev. OI	Cur. OI	% Chg. OI	LTP	Price % Chg
PETRONET	6,151,500	5,827,500	-5.27	389.95	0.31
BEL	3,421,800	3,238,650	-5.35	1556.80	1.97
HDIL	30,288,000	28,328,000	-6.47	71.25	2.22
PIDILITIND	1,663,000	1,555,000	-6.49	683.55	1.54
Fresh Shorts ↑ Open Interest ↓ Price					
Script	Prev. OI	Cur. OI	% Chg. OI	LTP	Price % Chg
DRREDDY	2,961,200	3,436,000	16.03	2718.80	-5.01
HINDZINC	8,384,000	9,590,400	14.39	291.65	-1.54
GAIL	37,707,000	42,386,000	12.41	380.85	-24.89
PFC	29,874,000	31,974,000	7.03	129.85	-1.48
Long Unwinding ↓ Open Interest ↓ Price					
Script	Prev. OI	Cur. OI	% Chg. OI	LTP	Price % Chg
WOCKPHARMA	3,427,200	3,284,400	-4.17	733.65	-1.22
KSCL	4,182,000	4,003,500	-4.27	510.25	-1.71
TORNTPHARM	243,200	229,200	-5.76	1335.40	-1.74
JINDALSTEL	38,655,000	35,307,000	-8.66	118.60	-3.58



#### Disclaimer:

The Information provided by SMS or in newsletter or in any document has been prepared by Shah Investor's Home Ltd (SIHL). The Information provided by SMS or in newsletter does not constitute an offer or solicitation for the purchase or sale of any financial instrument or as an official confirmation of any transaction. The information contained herein is from publicly available data or other sources believed to be reliable, but we do not represent that it is accurate or complete and it should not be relied on as such. SIHL or any of its affiliates/ group companies shall not be in any way responsible for any loss or damage that may arise to any person from any inadvertent error in the information contained in this report or SMS. This Information provided by SMS, reports or in newsletter is provided for assistance only and is not intended to be and must not alone be taken as the basis for an investment decision. The user assumes the entire risk of any use made of this information. Each recipient of this Information provided by SMS, report or in newsletter should make such investigation as it deems necessary to arrive at an independent evaluation of an investment in the securities of companies referred to in this information provided by SMS, report or in newsletter (including the merits and risks involved), and should consult his own advisors to determine the merits and risks of such investment. The investment discussed or views expressed may not be suitable for all investors. This information is strictly confidential and is being furnished to you solely for your information.

The information should not be reproduced or redistributed or passed on directly or indirectly in any form to any other person or published, copied, in whole or in part, for any purpose. The information provided by report or SMS is not directed or intended for distribution to, or use by, any person or entity who is a citizen or resident of or located in any locality, state, country or other jurisdiction, where such distribution, publication, availability or use would be contrary to law, regulation or which would subject SIHL and affiliates/ group companies to any registration or licensing requirements within such jurisdiction. The distribution of this Information provided by SMS or in newsletter in certain jurisdictions may be restricted by law, and persons in whose possession this Information provided by SMS or in newsletter comes, should inform themselves about and observe, any such restrictions. The information given or Information provided by SMS, report or in newsletter is as of the date of the issue date of report or the date on which SMS provided and there can be no assurance that future results or events will be consistent with this information. This information is subject to change without any prior notice. SIHL reserves the right to make modifications and alterations to this statement as may be required from time to time. However, SIHL is under no obligation to update or keep the information current.

Nevertheless, SIHL is committed to providing independent and transparent recommendation to its client and would be happy to provide any information in response to specific client queries. Neither SIHL nor any of its affiliates, group companies, directors, employees, agents or representatives shall be liable for any damages whether direct, indirect, special or consequential including lost revenue or lost profits that may arise from or in connection with the use of the information. Past performance is not necessarily a guide to future performance. The disclosures of interest statements incorporated in the Information provided by SMS, report or in newsletter are provided solely to enhance the transparency and should not be treated as endorsement of the views expressed in the report. The analyst for this report certifies that all of the views expressed in this report accurately reflect his or her personal views about the subject company or companies and its or their securities, and no part of his or her compensation was, is or will be, directly or indirectly related to specific recommendations or views expressed in this report.

#### About Us:

Shah Investor's Home Ltd (SIHL) is an ISO 9001:2008 Certified financial Services Company established in 1994 at Ahmadabad, Gujarat. Customer satisfaction is guaranteed through our diversified product portfolio, professional management and customer first attitude. SIHL was the first broking house in Gujarat with membership in National Securities Depository Ltd (NSDL) and was the first broking name providing services in NSE F&O in Ahmedabad. Today, SIHL ranks among the top most players in Gujarat in retail stock broking area with 45 branches, 350 franchisee across India and providing service to more than 1,25,000 clients.